

Video Endoscope

Monitor Buttons

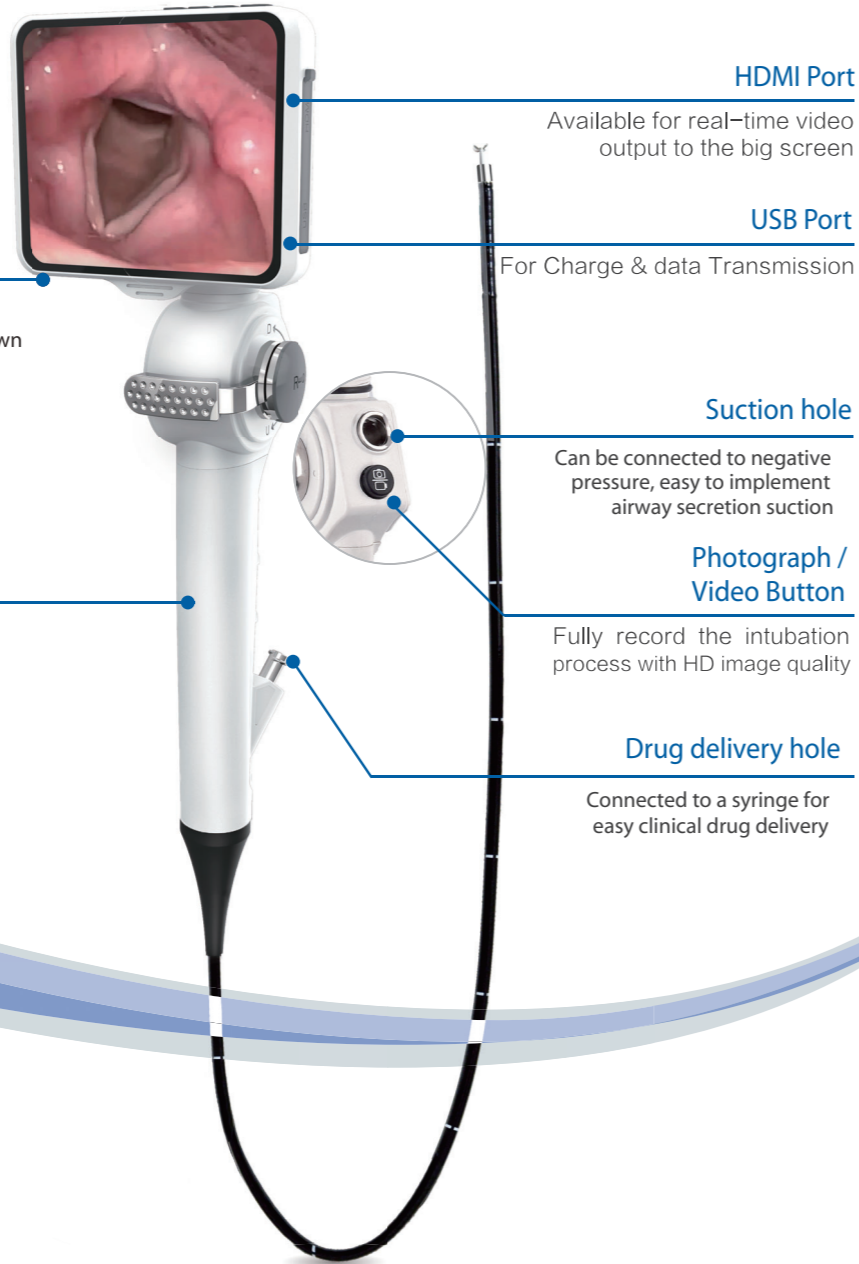
- M** Menu
- ▲** Move Up
- ▼** Move Down
- ⏻** Power/Funtion

Rotatable screen

3.5" IPS screen, anti-reflective display, screen can be adjusted up 160° and down 30° with one hand

Ergonomic Design

Anti-bacterial handle, comfortable and portable



HDMI Port

Available for real-time video output to the big screen

USB Port

For Charge & data Transmission

Suction hole

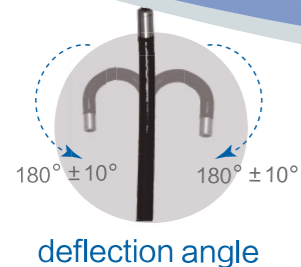
Can be connected to negative pressure, easy to implement airway secretion suction

Photograph / Video Button

Fully record the intubation process with HD image quality

Drug delivery hole

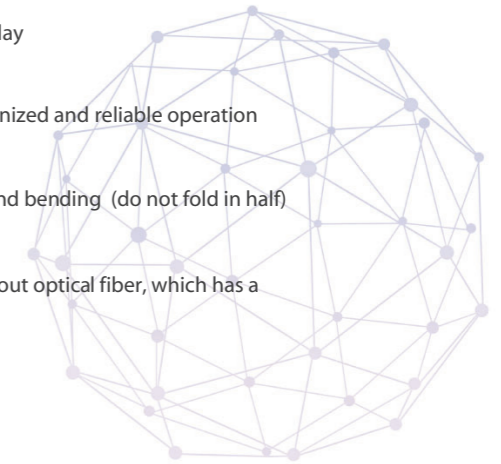
Connected to a syringe for easy clinical drug delivery



deflection angle

Product Advantages

- Suitable for all kinds of airway intubation, especially difficult airway intubation
- Available for photograph and video with external display
- Real-time image display without lag, ensuring synchronized and reliable operation
- Special process of flexible tube, resistance of folding and bending (do not fold in half)
- Using electronic signal transmission and imaging without optical fiber, which has a longer service life
- Easy to operate, can be mastered after simple training
- Detachable display and handle for easy disinfection
- A spare machine is provided during the maintenance period to ensure the product is used continuously



Product Specifications

Working Channel Specification	5.8	5.2	4.8	3.8	2.8
Deflection Angle	Up 180° Down 180°				
Working Length	600mm ± 15%				
Inner Diameter	3.2mm ± 10%	3.0mm ± 10%	2.6mm ± 10%	1.8mm ± 10%	1.2mm ± 10%
Outer Diameter	5.8mm ± 10%	5.2mm ± 10%	4.8mm ± 10%	3.8mm ± 10%	2.8mm ± 10%

Product Applications

- Assisting in disease examination, sampling, diagnosis and treatment
- With photo, video, aspiration and drug delivery functions
- Video intubation via oral or nasal trachea
- Intubation positioning examination for Double-lumen bronchial, video suction of tracheal secretions

